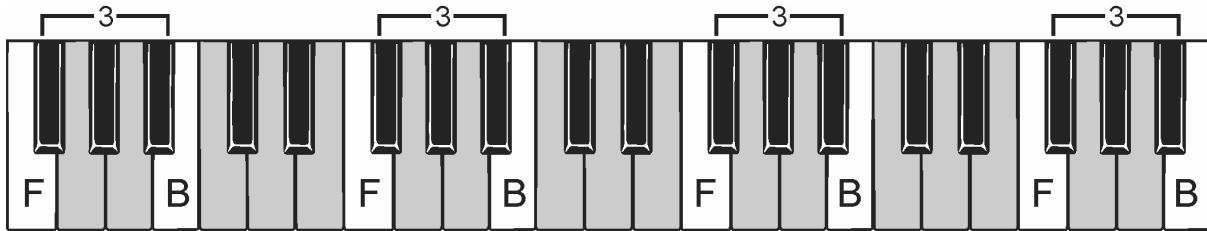
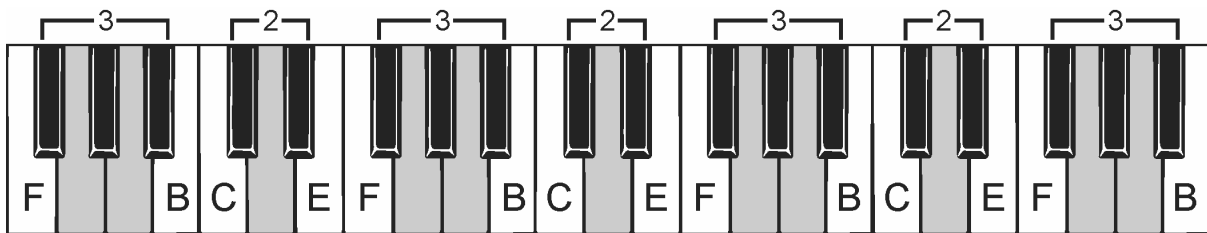


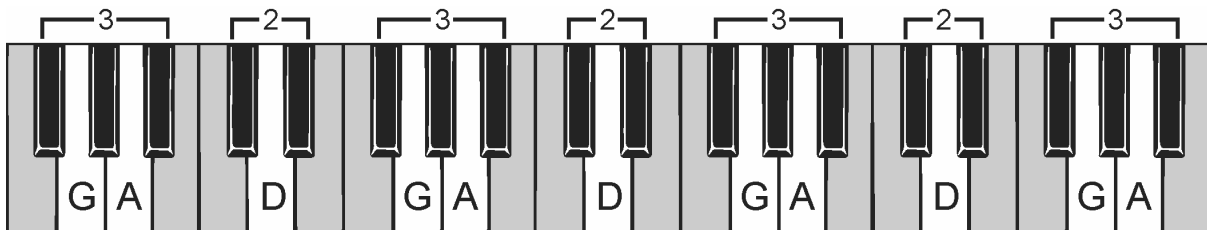
Find the two white piano keys either side of the groups of two black keys. They are C to the left and E to the right. Go up and down the keyboard playing and naming all the Cs and Es.



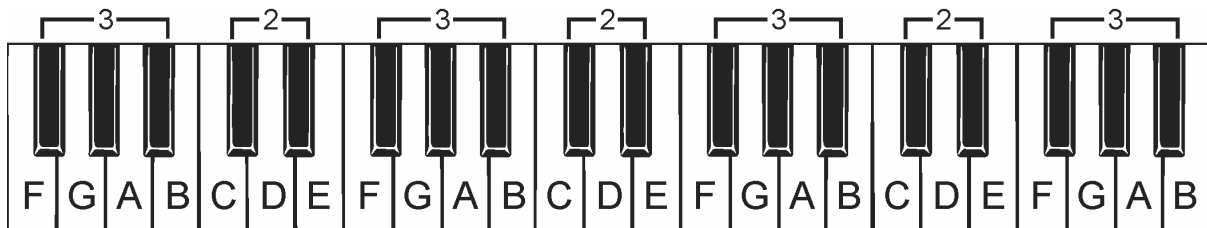
Find the two white piano keys either side of the groups of three black keys. They are F to the left and B to the right. Go up and down the keyboard playing and naming all the Fs and Bs.



Add the two groups of white keys together. Go up and down the keyboard playing and naming the Cs, Es, Fs and Bs – all the white keys that are between the groups of black keys.



Now find the white piano keys that are inside the groups of black keys. They are G, A and D. Go up and down the keyboard naming them.



You can now name all the white keys. Drill yourself with the following exercises:

- Rehearse the five build-up steps given above.
- Play all the piano keys with the same name.
- Name keys chosen at random.
- Name every other key, up and down.
- Name every fourth/fifth/sixth key, up and down.
- Name the piano keys from top to bottom.